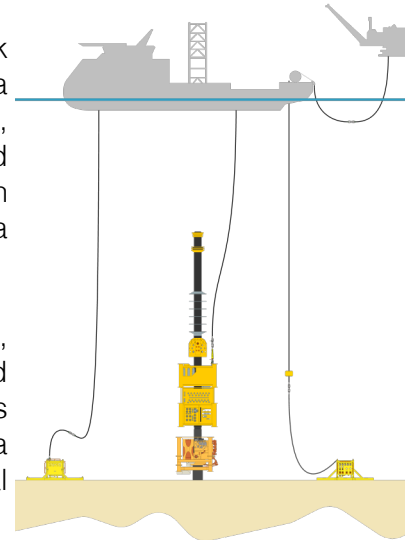




FLINT SUBSEA

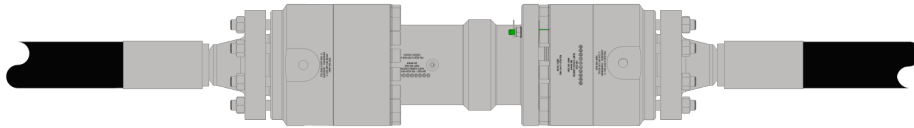
Emergency Quick Disconnect (EQD) Specialists

Flint Subsea is the global leader in the sale and rental of Emergency Quick Disconnect (EQD) systems for subsea and topside operations, offering a range of applications in Subsea Intervention, Pipeline Pre-commissioning, Decommissioning and more. Whether pumping from a vessel to fixed infrastructure topside or subsea, our EQD systems ensure that you can disconnect quickly and safely in the event of an emergency, such as a vessel drift or drive off.

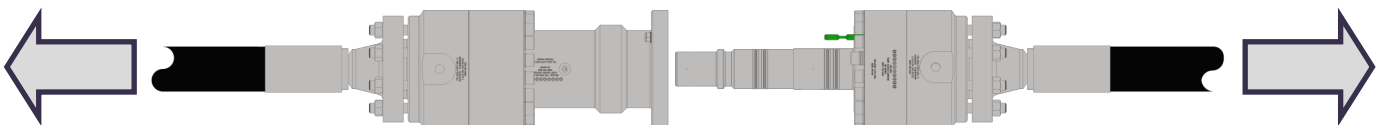


Our flagship product is the Mid-Line Weak Link EQD, a state-of-the-art, DNV Type Approved device that enables full-bore, straight through, and pressure balanced connection up to 3000m and 15000 psi. The device is engineered to separate automatically when the hose tension reaches a preset limit, and to isolate the internal fluids to avoid any environmental harm.

The Mid-Line Weak Link




The Flint Mid-Line EQD is pressure balanced and held together with tension bolts, designed to break with a pre-determined load is reached. All units include a full bore, straight through flow path with the check valves locked open to facilitate flow in both directions.



The unit is held together with tension bolts. These are broken with hose tensile load or via the onboard active release system. Upstream and downstream sections self-seal preventing discharge to the marine environment.

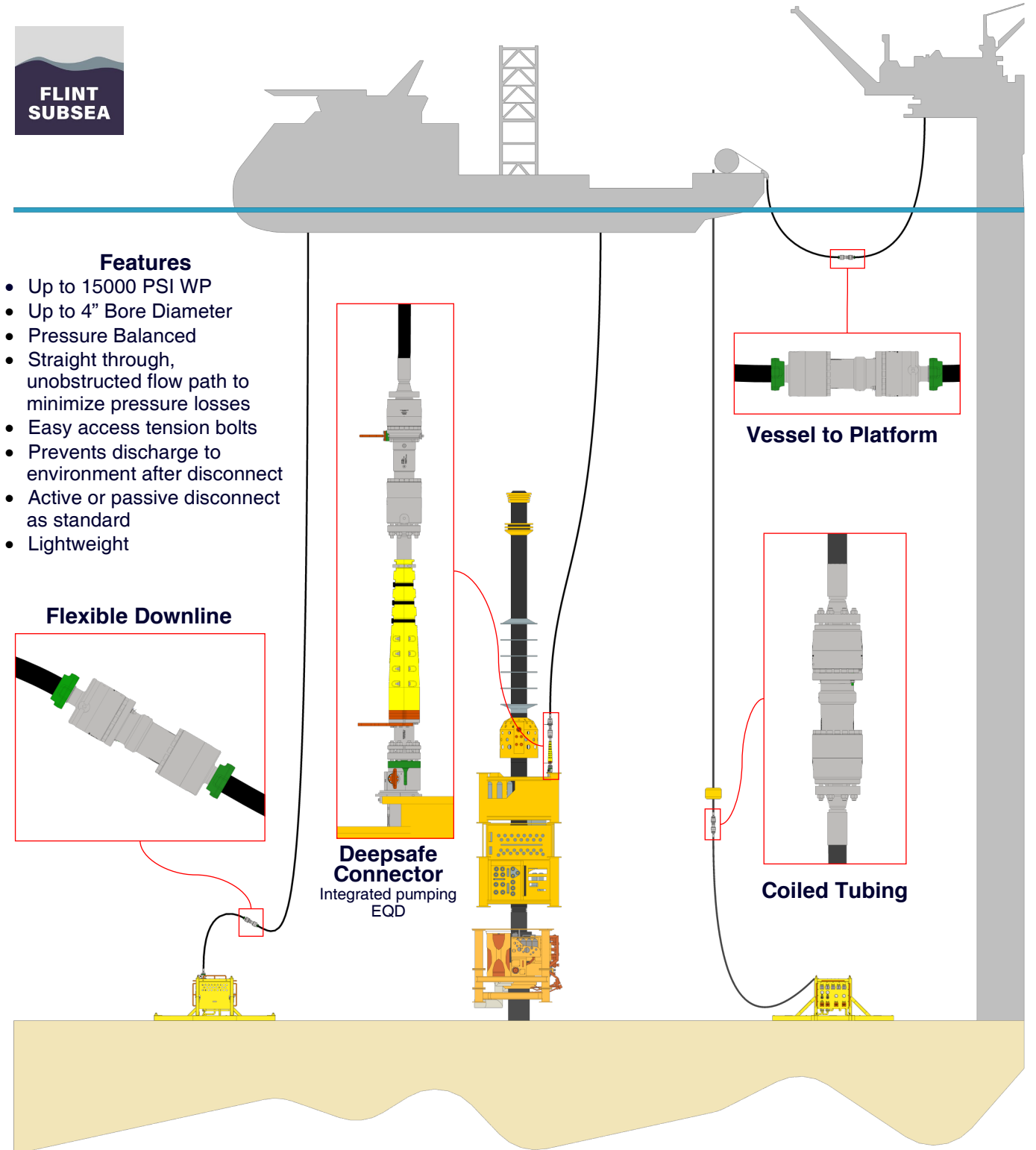
About Flint Subsea

Since our inception in 2013, we have supplied EQD systems to customers across the globe on over 80 separate projects, and have achieved a track record of excellence in five continents. We are an ISO 9001 certified company, and we uphold the highest standards of quality and operability in our products and services. We are dedicated to satisfying the needs and expectations of our customers, and to enhancing the safety and efficiency of their subsea operations.



FLINT SUBSEA

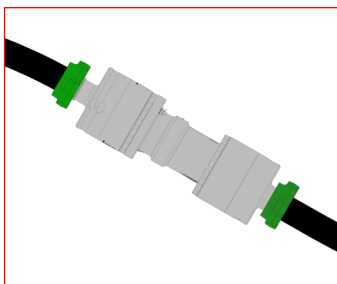
Applications for EQD Systems



Features

- Up to 15000 PSI WP
- Up to 4" Bore Diameter
- Pressure Balanced
- Straight through, unobstructed flow path to minimize pressure losses
- Easy access tension bolts
- Prevents discharge to environment after disconnect
- Active or passive disconnect as standard
- Lightweight

Flexible Downline



Deepsafe Connector
Integrated pumping
EQD

Vessel to Platform

Coiled Tubing