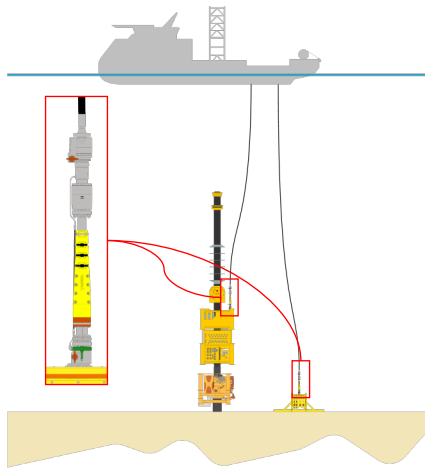





# KILL LINE CONNECTOR

## Subsea Connection System



The Flint Subsea Kill Line Connector is installed on the end of a downline or jumper and provides protection against vessel drift or drive-off. It is a full-bore pressure balanced system suitable for operating in up to 10000ft water depth and pressures up to 15000PSI. Normal connection and disconnection is performed with the hot-stab whilst emergency release occurs passively or actively via the Mid Line Weak




The Flint Subsea Kill Line Connector is easily integrated into new or existing subsea packages, subsea tools or manifolds and has been utilized on existing systems for over 3 years.

The system comprises a female receptacle and a male assembly. The female receptacle has a very small footprint and is mounted on the subsea tools or manifold. The male assembly includes a hot stab, hose assembly and EQD and is mounted on the end of a jumper or downline. An optional valve can be installed between the hose and hot stab giving flexibility around deployment and recovery.

In normal operations, the dual port hot stab provides quick and easy means of connection and disconnection. A locking handle is turned to lock and unlock the hot-stab in the receptacle. Upon connection, the hydraulic release function is engaged automatically through the dual port hot stab and secondary hydraulic hot stabs are not required.

In the event of an emergency, the Mid Line Weak Link can be disconnected actively or passively up to 16° angle. In passive mode, the tensile hose load will pull the system apart. In active mode, hydraulic pressure is supplied from the subsea tool or manifold and the unit is pushed apart. In both cases, internal valves shut off automatically and prevent egress and ingress of fluids or gases from the bore to the environment.



SPECIFICATIONS			
Max Working Pressure	15'000 PSI [1034 Bar]	Operating Temp Range	14°F to 180°F [-10°C to +82°C]
Maximum Depth	10'000 ft [3048m]	Maximum Angle	16°
Material Class	API HH available	Material Certification	BS EN 10204 3.1
Specification Level	PSL3 (3G available)	Standard	API 17G
Qualification	API 6A PR2	Hydraulic Disconnect	Included
Hold Back Points	2 x M20 each end	Hot Stab Lock	11000lbs [5Te] capacity
Ingress Valve	Optional	Tension Pin Override	11000lbs [5 Te] capacity
Tension Pin Break load	1650lbs to 11000lbs [0.75 Te to 5 Te]		

Bore Size	Pressure Rating	Length (mm)	Total Weight (kg)	Male Weight (kg)	Female Weight
2"	10'000PSI [690Bar]	102" [2600mm]	812lbs [369kg]	592lbs [269kg]	220lbs [100kg]
2"	15'000PSI [1034Bar]	119" [3025mm]	1104lbs [502kg]	840lbs [382kg]	264lbs [120kg]

